



THE SENIOR'S GUIDE

top 10 tips for picking the perfect **senior photographer**

by ANGIE LANE PHOTOGRAPHY



Our top four
tips + tricks to
choose the **perfect**
photographer for
your senior pics.

LET'S GO! —————

tip one: LOCATION, LOCATION LOCATION!



Something that the seniors that I've worked with have told me time and time again is that they love having a variety of locations and that none of their backgrounds look the same as other people's photos!

When looking for your senior photographer, keep in mind that locations are important. If you're looking for a natural or urban session, make sure that your photographer has locations available to fit this look. Also make sure that the photographer has lots of locations that they are familiar with so that your photos don't look the same as all of your friends'!

tip two: CONSISTENCY IS KEY



Sometimes photographers will only put one or two of their best photos from the session on Instagram and not show the other photos that aren't so good... Look through the information available on your prospective photographer's website or social media and make sure they have a full featured session in their portfolio! This will be an entire senior session that you can see and make sure that the photographer is producing quality work that you're happy with. Don't make the mistake of ending up with just one or two photos that you like!

tip three: EDITING STYLE

This is a big one. Look for a photographer whose editing style you like. If you like photos that are bold and bright with natural-looking colors, make sure you're hiring a photographer who fits that style. One of the biggest things to watch out for is making sure your photographer doesn't over-edit your images and that you still look like yourself in your images! Make sure that you can still see the skin texture and that the editing looks natural. You don't want to look like someone else in your photos because your photographer over edits.

DID YOU KNOW?

Did you know I hand-edit every image making sure every image you order is flawless.



tip four: MAKING HEADLINES



What's another way to tell if the photographer you're hiring is legit? See if they have been published! Photographers that are published are the ones whose work is setting the standard throughout the photography industry, and you can make sure that you're getting the photos possible!

tip five: CUSTOM ARCHIVE-QUALITY PHOTO PRODUCTS




I'll never forget the moment a senior's mom told me that they are so glad I don't just hand over a CD of images and make them print them on their own.

While getting digital files is awesome for posting to Instagram, I have had seniors tell me that they love getting archive-quality photo products in addition to their digital files.

Make sure that you have the option of ordering beautiful products (and I'm not talking about what you get at Costco...) in addition to the digital files for sharing to Instagram.

tip six: RAVES & REVIEWS



What's the first thing you do when you're trying to find a new place to eat? You ask your friends! The same is especially true for your senior photographer. Make sure that once you've found a photographer whose work you like, to ask them about past client testimonials. This should be on their website or in their senior welcome guide that they give you when inquiring. This will tell you a lot about what other people have to say about working with them.

tip seven: WHAT'S INCLUDED?

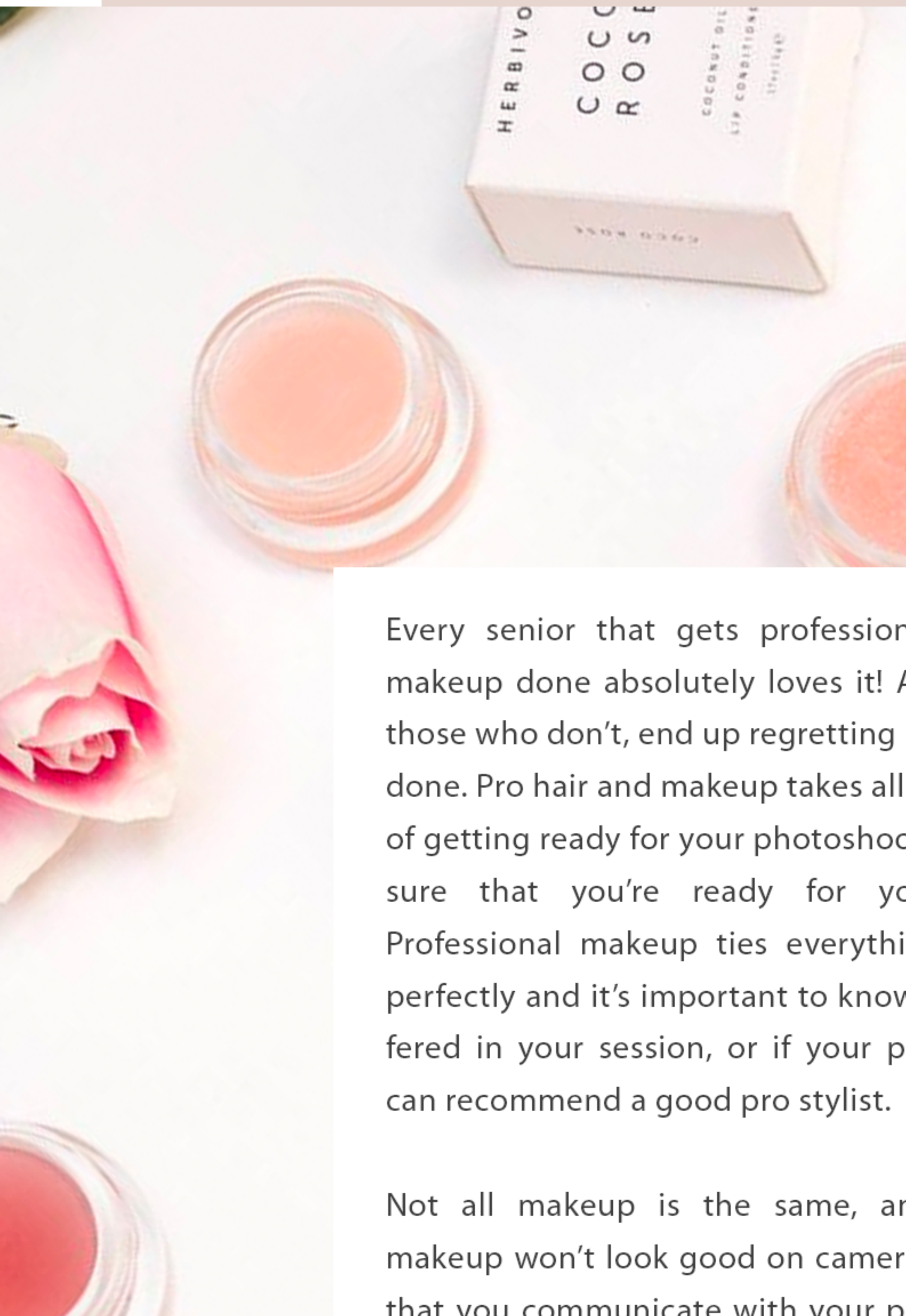
Not all photo sessions are the same. Decide what's important to have included in your session! How many locations do they typically shoot at? How many outfit changes will you get? Is professional hair and makeup included? Does the hair and makeup artist come on location with you? Does your photographer offer a client closet? And lastly: What photo products do they have available for their clients?



GUESS WHAT?

At Angie Lane Photography we offer an ever-growing client closet with items that you can use for your session, free of charge!

tip eight: HAIR & MAKEUP



Every senior that gets professional hair and makeup done absolutely loves it! And many of those who don't, end up regretting not having it done. Pro hair and makeup takes all the stress out of getting ready for your photoshoot and makes sure that you're ready for your session. Professional makeup ties everything together perfectly and it's important to know if this is offered in your session, or if your photographer can recommend a good pro stylist.

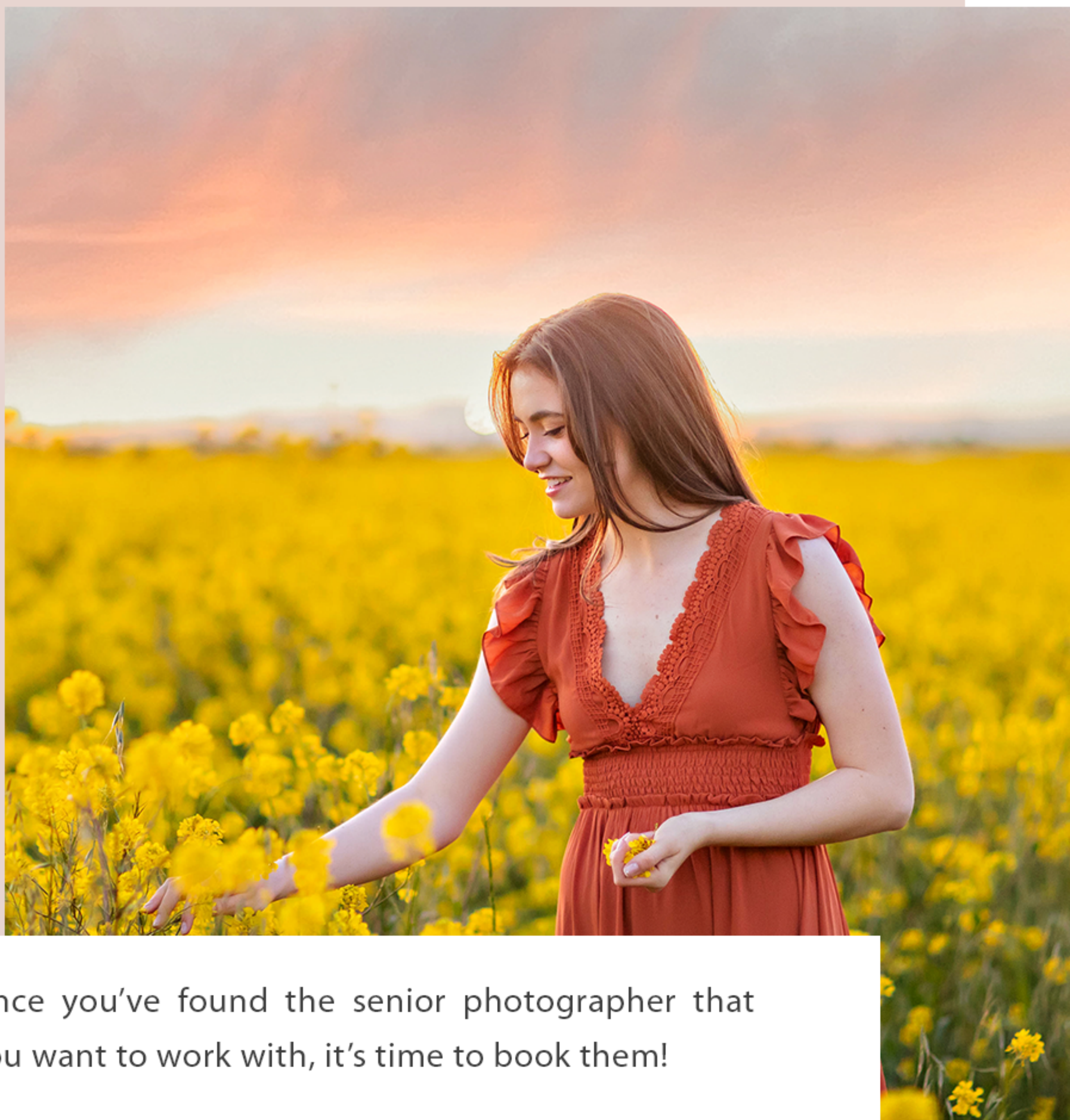
Not all makeup is the same, and everyday makeup won't look good on camera. Make sure that you communicate with your photographer if you've never had it done before. You should make sure that they're willing to work with you and the makeup artist to achieve the look that you like and make sure you still look like yourself!

tip nine: MAKE SURE THEY'RE LEGAL & HAVE A CONTRACT



If the photographer you're booking doesn't have a contract, chances are you're going to get burned. The contract is in place to protect both you and the photographer. What happens if you pay them before the session and they never show up? I hear horror stories all the time of photographer's who don't deliver on what has been promised. I don't want that happening to you and that's why a contract is important.

tip ten: DON'T PROCRASTINATE



Once you've found the senior photographer that you want to work with, it's time to book them!

Don't wait.

A lot of senior photographers book up quickly, especially the in-demand photographers.

I typically recommend having your senior session scheduled by September-October. This ensures that you have flexibility in the schedule to deal with rain or wildfire smoke.



READY TO DO THIS?

now booking spring senior sessions

209.607.2768 | www.angielane.com

very limited
SESSION DATES REMAINING

CONTACT US

reserve your date
any way you please.

call us:
209.607.2768
visit the website
www.angielane.com

ANGIE LANE PHOTOGRAPHY